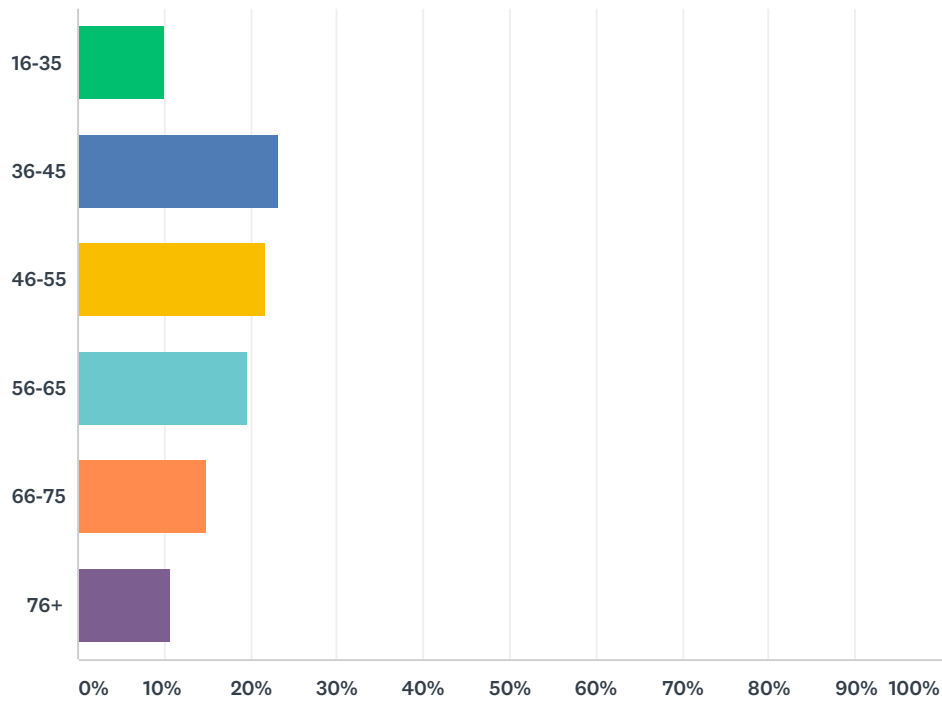


Q1 Please give your postcode (this is to validate the data, and will not be shared)

Answered: 191 Skipped: 4

Q2 Are you...?

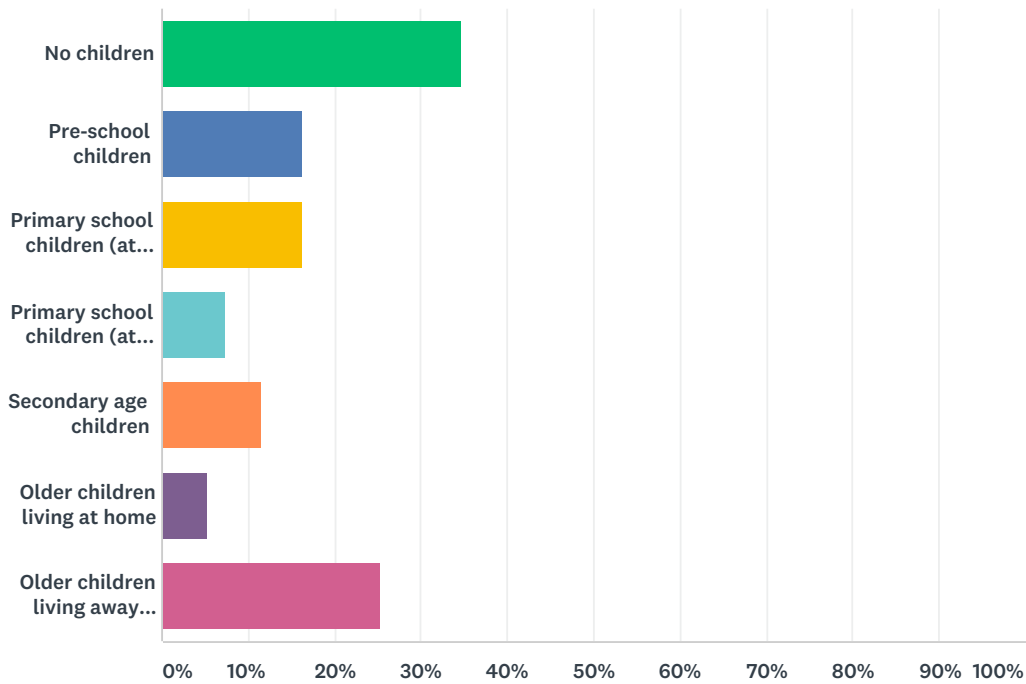
Answered: 189 Skipped: 6



ANSWER CHOICES	RESPONSES	
16-35	10.05%	19
36-45	23.28%	44
46-55	21.69%	41
56-65	19.58%	37
66-75	14.81%	28
76+	10.58%	20
TOTAL		189

Q3 Do you have children? (please tick all that apply)

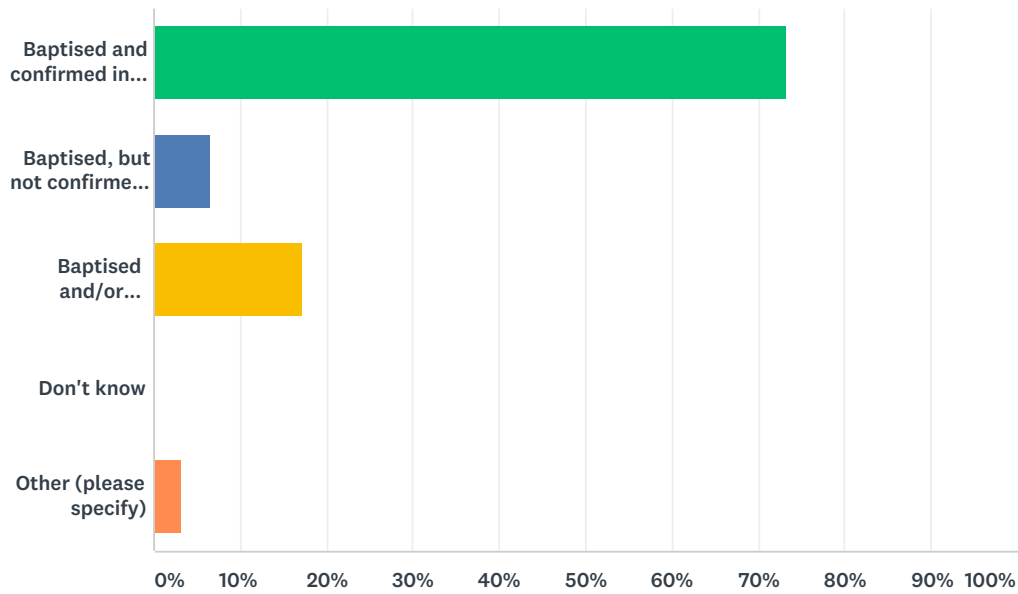
Answered: 190 Skipped: 5



ANSWER CHOICES	RESPONSES	
No children	34.74%	66
Pre-school children	16.32%	31
Primary school children (at SMA)	16.32%	31
Primary school children (at another school)	7.37%	14
Secondary age children	11.58%	22
Older children living at home	5.26%	10
Older children living away from home	25.26%	48
Total Respondents: 190		

Q4 Are you currently...?

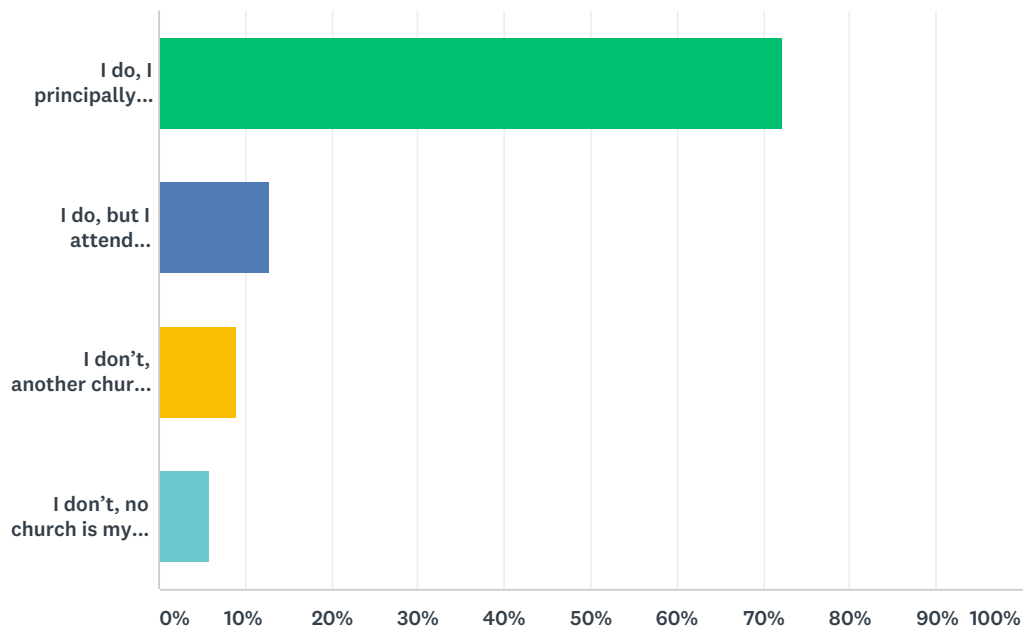
Answered: 187 Skipped: 8



ANSWER CHOICES	RESPONSES	
Baptised and confirmed in the Church of England	73.26%	137
Baptised, but not confirmed in the Church of England	6.42%	12
Baptised and/or confirmed in another Christian denomination	17.11%	32
Don't know	0.00%	0
Other (please specify)	3.21%	6
TOTAL		187

Q5 Do you consider SMA to be your 'Church home'?

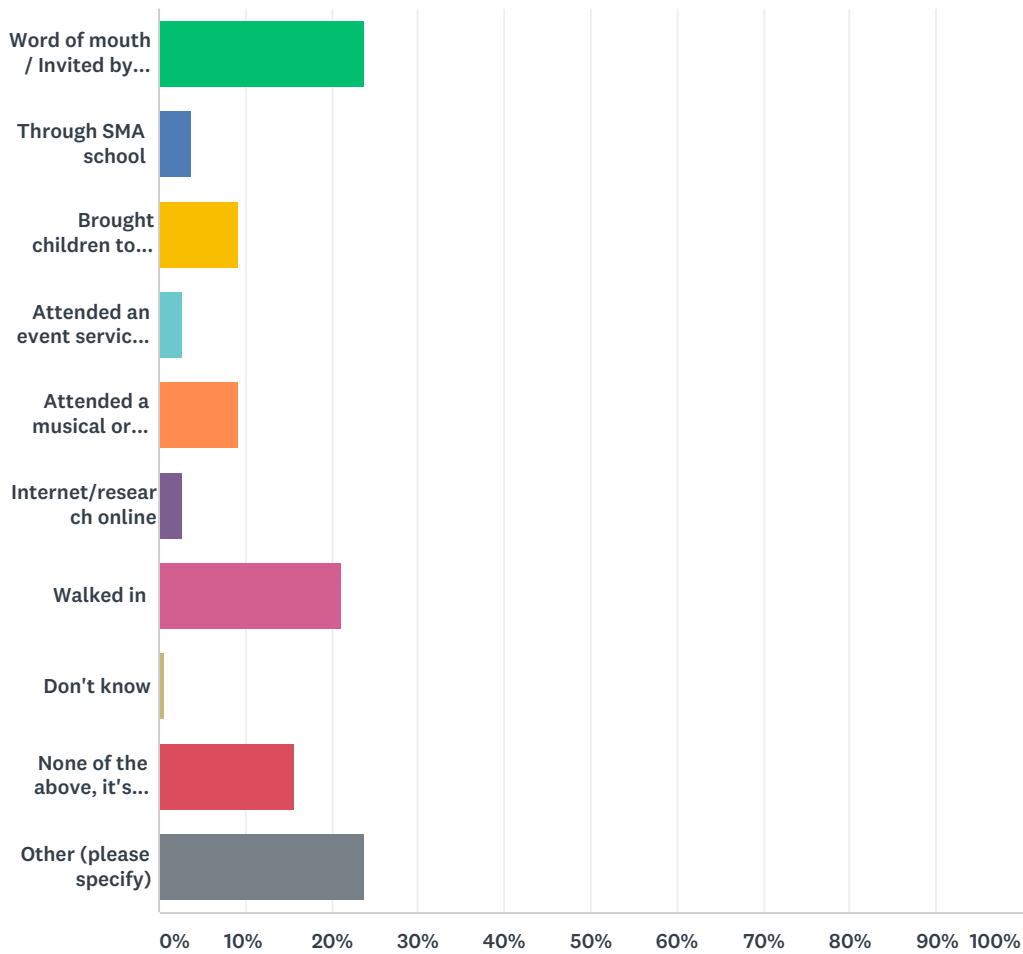
Answered: 187 Skipped: 8



ANSWER CHOICES	RESPONSES	
I do, I principally attend services / am part of the church community at SMA	72.19%	135
I do, but I attend services/am part of a church community elsewhere	12.83%	24
I don't, another church is my church home	9.09%	17
I don't, no church is my church home	5.88%	11
TOTAL		187

Q6 How were you first introduced to SMA?

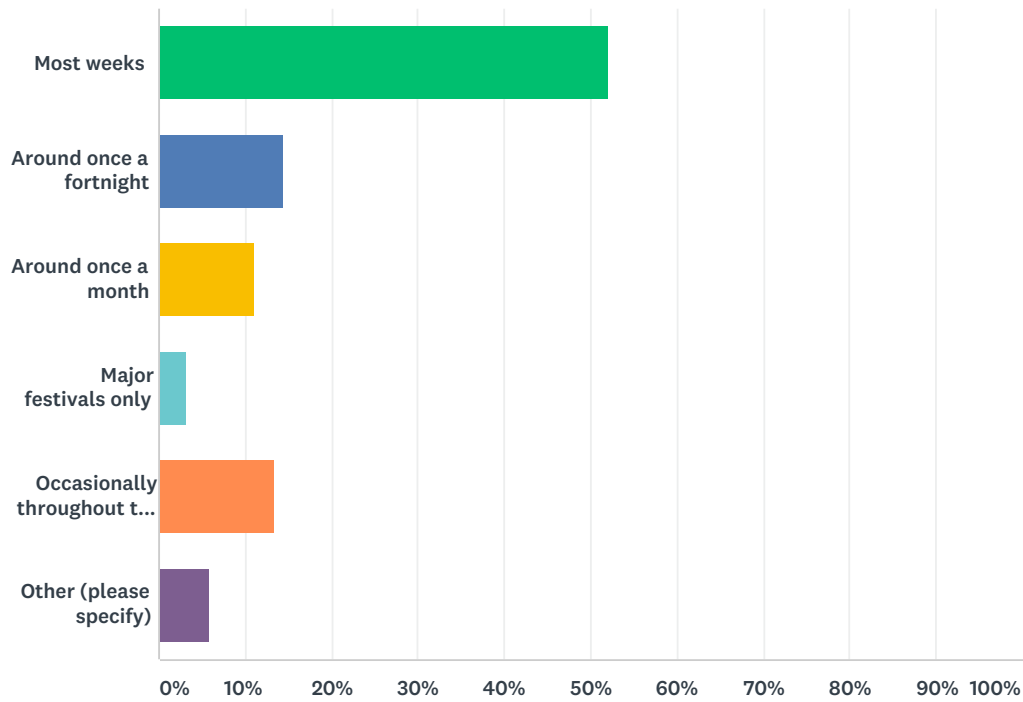
Answered: 184 Skipped: 11



ANSWER CHOICES	RESPONSES	
Word of mouth / Invited by friends	23.91%	44
Through SMA school	3.80%	7
Brought children to Sunday school	9.24%	17
Attended an event service such as baptism, wedding etc	2.72%	5
Attended a musical or other event	9.24%	17
Internet/research online	2.72%	5
Walked in	21.20%	39
Don't know	0.54%	1
None of the above, it's simply my local church	15.76%	29
Other (please specify)	23.91%	44
Total Respondents: 184		

Q7 How often do you come to church?

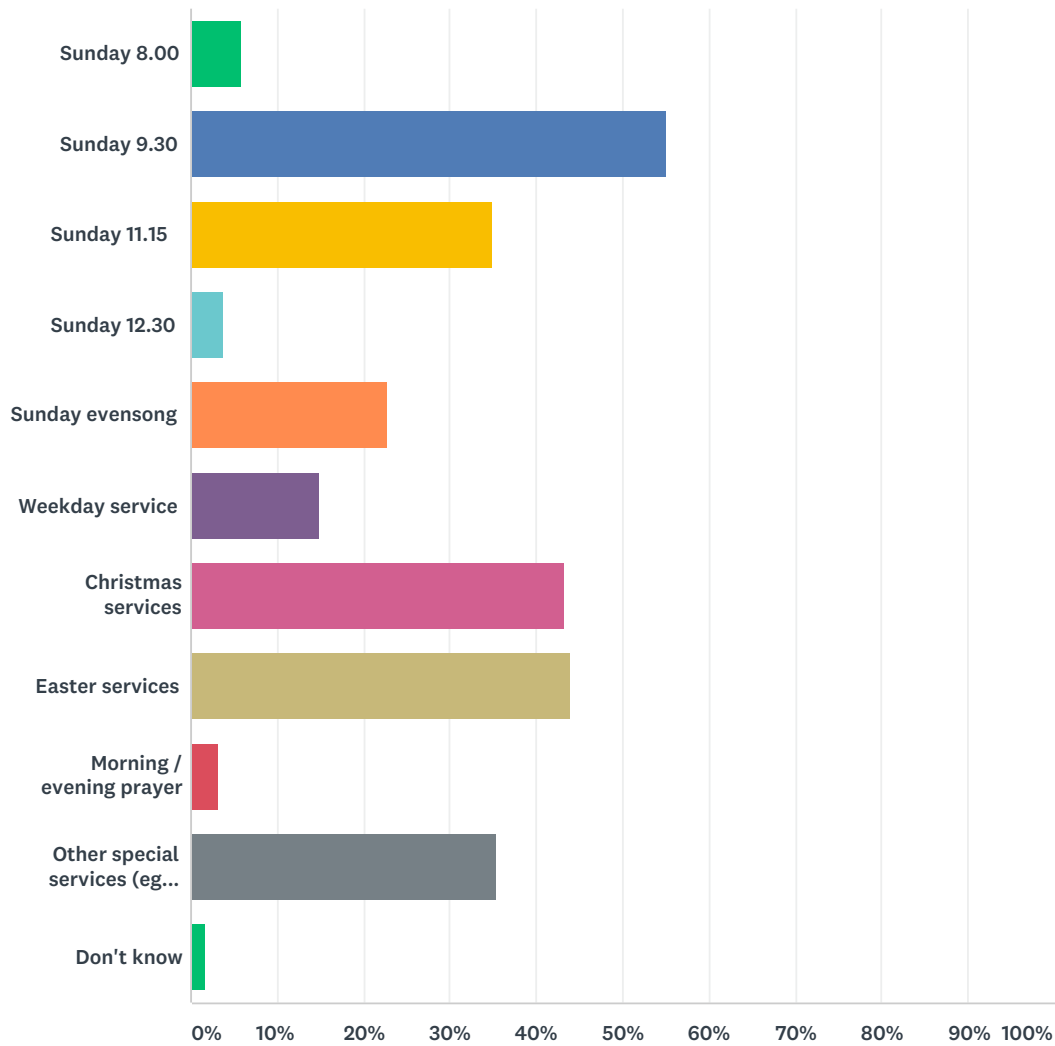
Answered: 188 Skipped: 7



ANSWER CHOICES	RESPONSES	
Most weeks	52.13%	98
Around once a fortnight	14.36%	27
Around once a month	11.17%	21
Major festivals only	3.19%	6
Occasionally throughout the year	13.30%	25
Other (please specify)	5.85%	11
TOTAL		188

Q8 Which services do you normally attend? (tick all that apply)

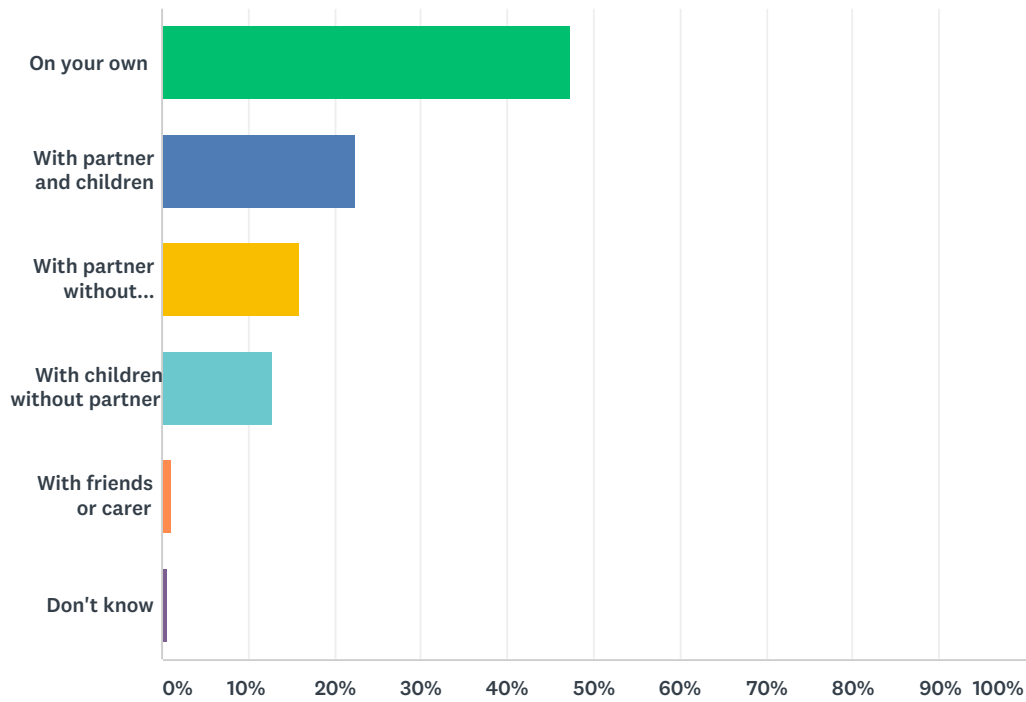
Answered: 189 Skipped: 6



ANSWER CHOICES	RESPONSES	
Sunday 8.00	5.82%	11
Sunday 9.30	55.03%	104
Sunday 11.15	34.92%	66
Sunday 12.30	3.70%	7
Sunday evensong	22.75%	43
Weekday service	14.81%	28
Christmas services	43.39%	82
Easter services	43.92%	83
Morning / evening prayer	3.17%	6
Other special services (eg Patronal etc)	35.45%	67
Don't know	1.59%	3
Total Respondents: 189		

Q9 How do you usually attend?

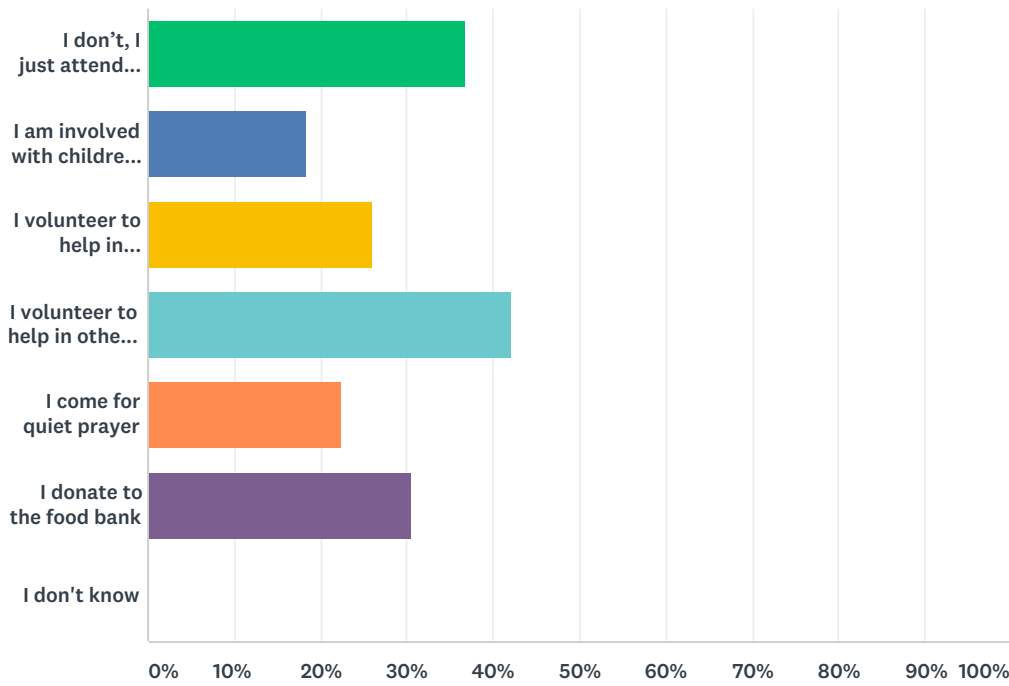
Answered: 188 Skipped: 7



ANSWER CHOICES	RESPONSES	
On your own	47.34%	89
With partner and children	22.34%	42
With partner without children	15.96%	30
With children without partner	12.77%	24
With friends or carer	1.06%	2
Don't know	0.53%	1
TOTAL		188

Q10 Do you take part in other aspects of SMA life? (tick all that apply)

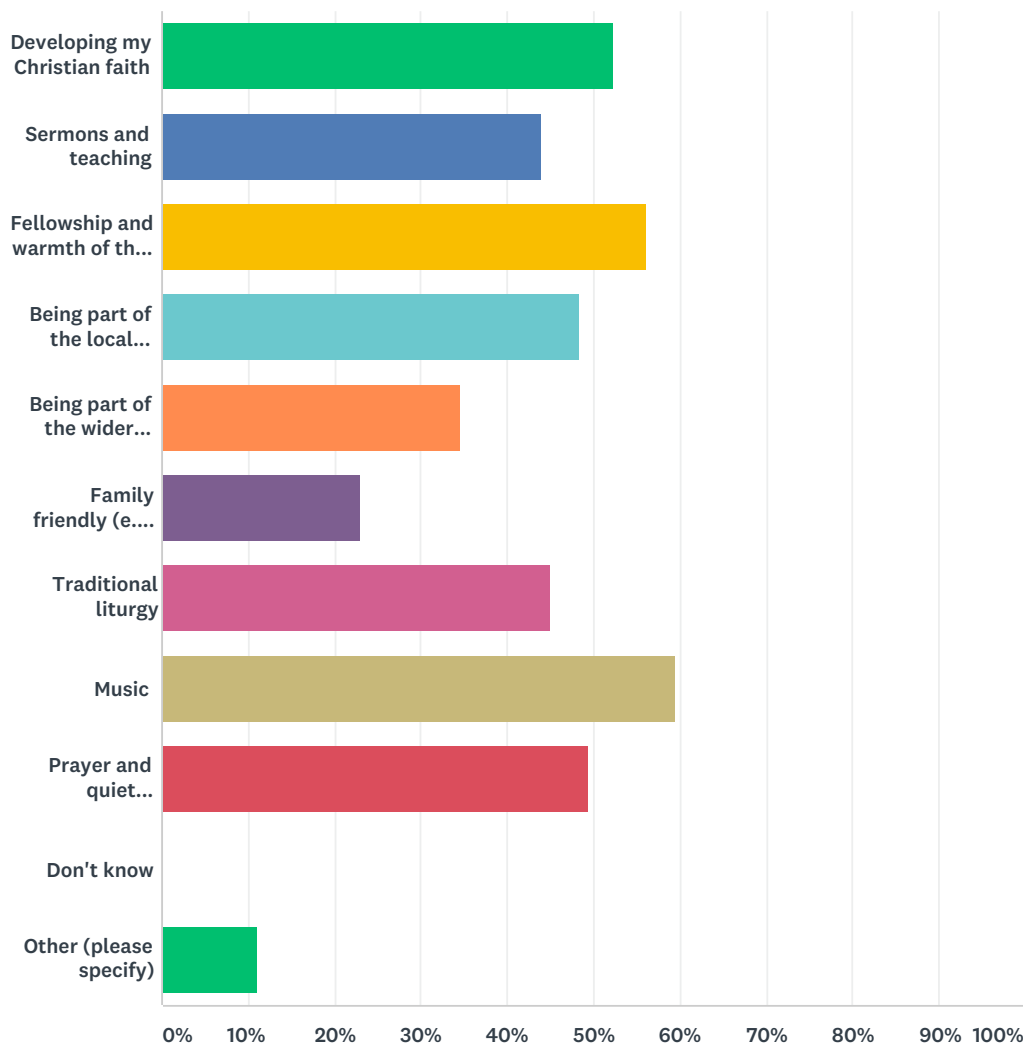
Answered: 174 Skipped: 21



ANSWER CHOICES	RESPONSES	
I don't, I just attend services	36.78%	64
I am involved with children's groups	18.39%	32
I volunteer to help in services (sidesman etc)	25.86%	45
I volunteer to help in other church events	41.95%	73
I come for quiet prayer	22.41%	39
I donate to the food bank	30.46%	53
I don't know	0.00%	0
Total Respondents: 174		

Q11 Thinking about Church in general, what are the main reasons you attend? (Please choose all that apply)

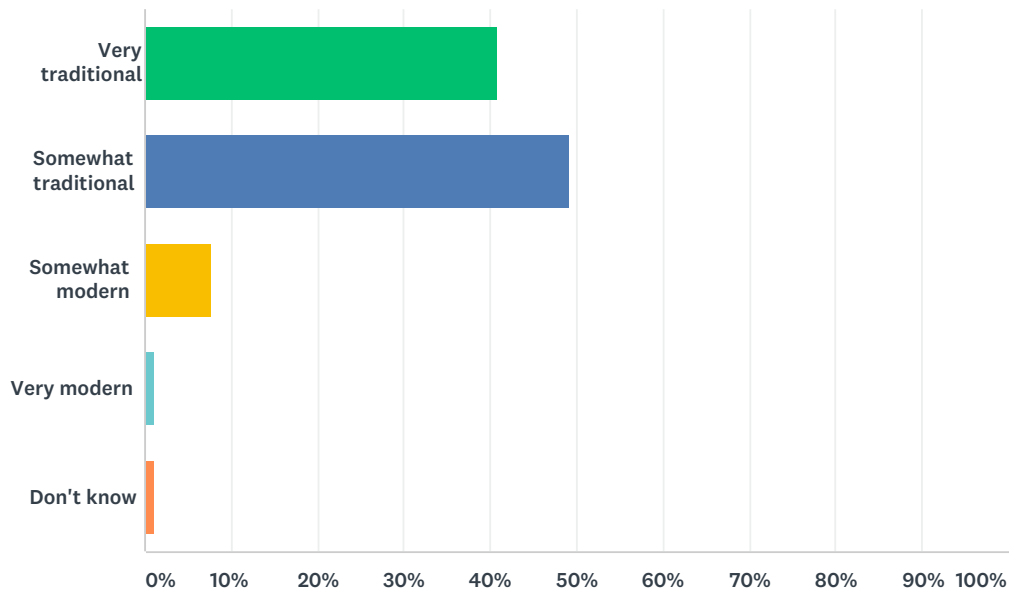
Answered: 182 Skipped: 13



ANSWER CHOICES	RESPONSES	
Developing my Christian faith	52.20%	95
Sermons and teaching	43.96%	80
Fellowship and warmth of the congregation	56.04%	102
Being part of the local community	48.35%	88
Being part of the wider Church community	34.62%	63
Family friendly (e.g. Sunday school)	23.08%	42
Traditional liturgy	45.05%	82
Music	59.34%	108
Prayer and quiet contemplation	49.45%	90
Don't know	0.00%	0
Other (please specify)	10.99%	20
Total Respondents: 182		

Q12 When it comes to how traditional services are, which is your preference?

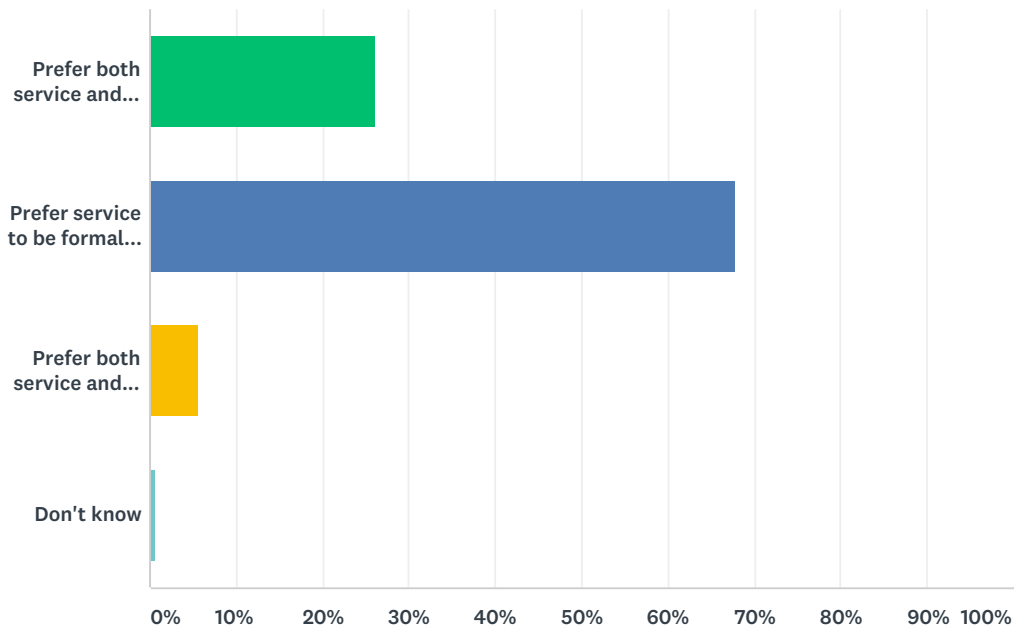
Answered: 181 Skipped: 14



ANSWER CHOICES	RESPONSES
Very traditional	40.88% 74
Somewhat traditional	49.17% 89
Somewhat modern	7.73% 14
Very modern	1.10% 2
Don't know	1.10% 2
TOTAL	181

Q13 When it comes to how formal church is, which comes closest to your view?

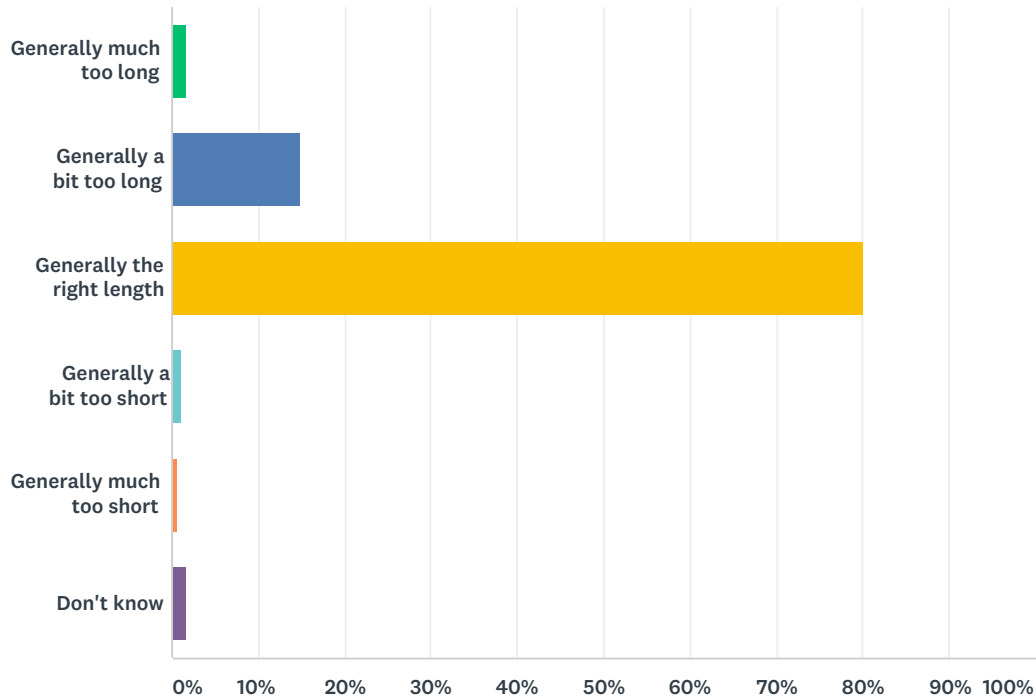
Answered: 180 Skipped: 15



ANSWER CHOICES	RESPONSES	
Prefer both service and atmosphere to be formal	26.11%	47
Prefer service to be formal but atmosphere to be informal	67.78%	122
Prefer both service and atmosphere to be informal	5.56%	10
Don't know	0.56%	1
TOTAL		180

Q14 When it comes to how long services at SMA are, which comes closest to your view?

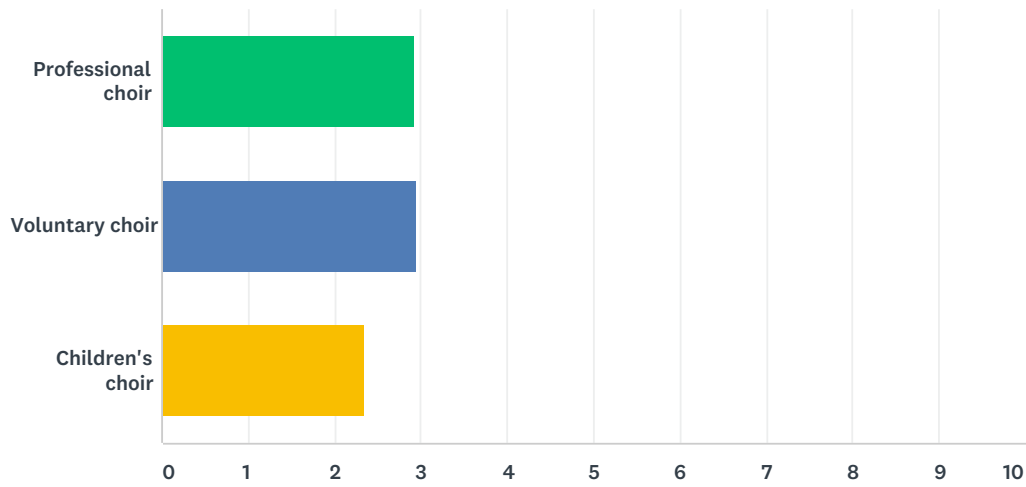
Answered: 181 Skipped: 14



ANSWER CHOICES	RESPONSES
Generally much too long	1.66% 3
Generally a bit too long	14.92% 27
Generally the right length	80.11% 145
Generally a bit too short	1.10% 2
Generally much too short	0.55% 1
Don't know	1.66% 3
TOTAL	181

Q15 When it comes to music, how much importance do you attach to the provision of choirs?

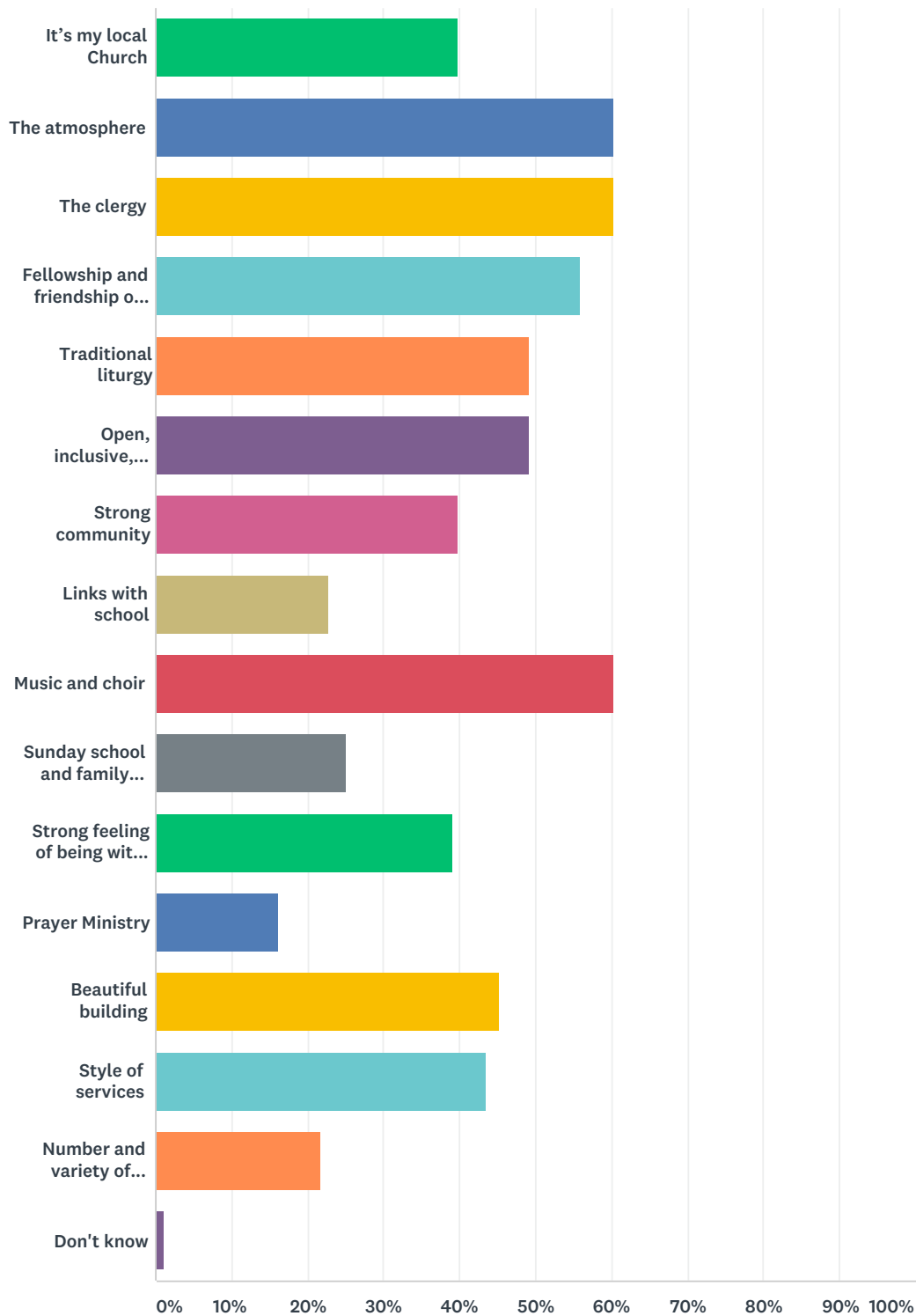
Answered: 181 Skipped: 14



	EXTREMELY IMPORTANT	VERY IMPORTANT	SOMEWHAT IMPORTANT	NOT SO IMPORTANT	NOT AT ALL IMPORTANT	TOTAL	WEIGHTED AVERAGE
Professional choir	39.89% 71	30.34% 54	17.42% 31	7.87% 14	4.49% 8	178	2.93
Voluntary choir	30.81% 53	40.70% 70	22.09% 38	4.07% 7	2.33% 4	172	2.94
Children's choir	18.71% 29	28.39% 44	31.61% 49	12.26% 19	9.03% 14	155	2.35

Q16 Thinking about why you attend services at SMA, which, if any, are the main reasons? (Please choose all that apply)

Answered: 179 Skipped: 16

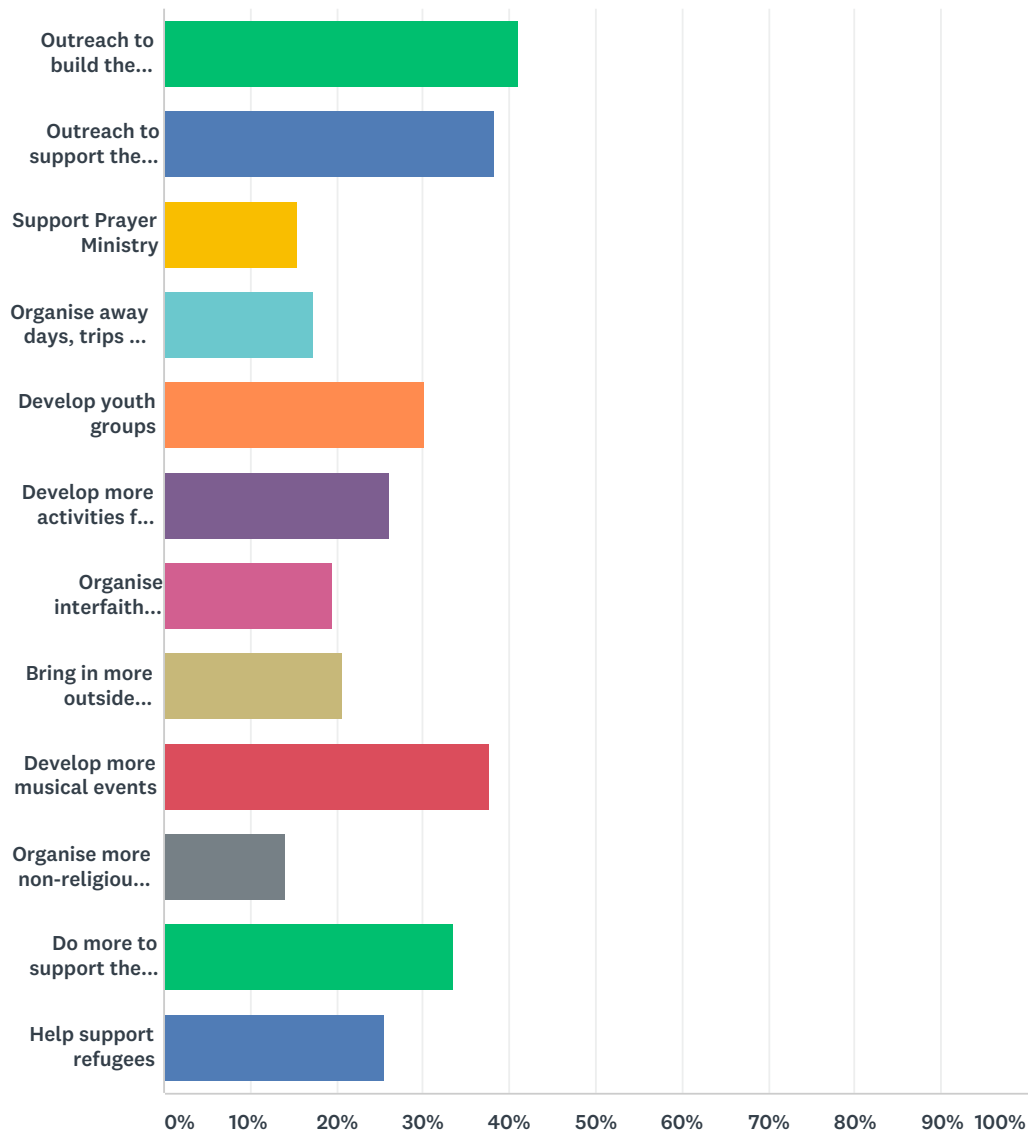


ANSWER CHOICES	RESPONSES	
It's my local Church	39.66%	71
The atmosphere	60.34%	108
The clergy	60.34%	108

Fellowship and friendship of congregation	55.87%	100
Traditional liturgy	49.16%	88
Open, inclusive, welcoming and non-judgemental	49.16%	88
Strong community	39.66%	71
Links with school	22.91%	41
Music and choir	60.34%	108
Sunday school and family friendly	25.14%	45
Strong feeling of being with God and the presence of the Holy Spirit	39.11%	70
Prayer Ministry	16.20%	29
Beautiful building	45.25%	81
Style of services	43.58%	78
Number and variety of services and activities	21.79%	39
Don't know	1.12%	2
Total Respondents: 179		

Q17 What would you like SMA to do more of in the future?

Answered: 149 Skipped: 46

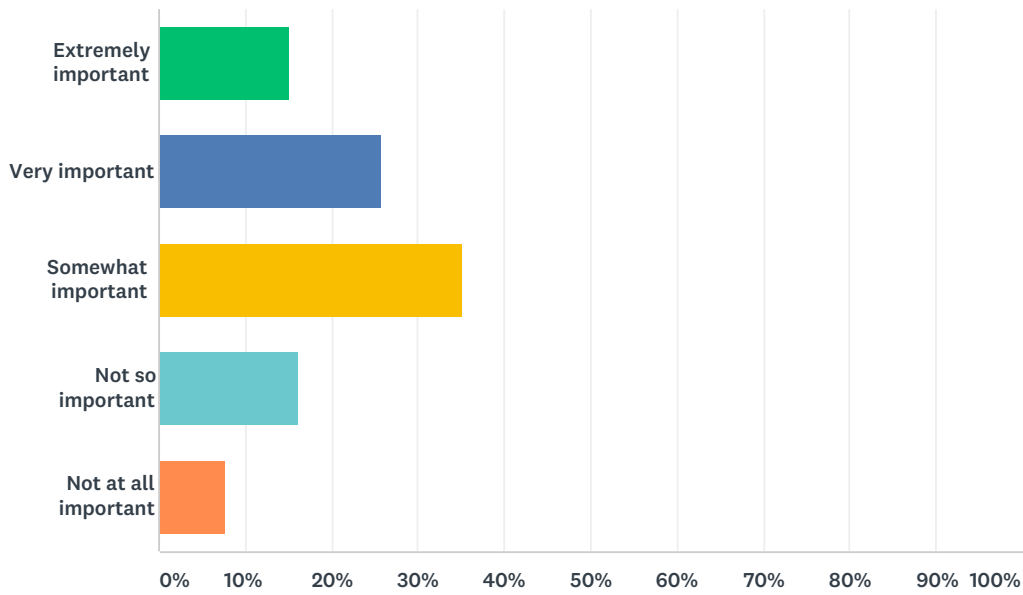


ANSWER CHOICES	RESPONSES	
Outreach to build the congregation	40.94%	61
Outreach to support the local community	38.26%	57
Support Prayer Ministry	15.44%	23
Organise away days, trips and activities as a Church	17.45%	26
Develop youth groups	30.20%	45
Develop more activities for older people	26.17%	39
Organise interfaith activities	19.46%	29
Bring in more outside preachers	20.81%	31
Develop more musical events	37.58%	56
Organise more non-religious talks	14.09%	21

Do more to support the homeless	33.56%	50
Help support refugees	25.50%	38
Total Respondents: 149		

Q18 Other than services, how important do you think it is that we use the church for other, non-religious events?

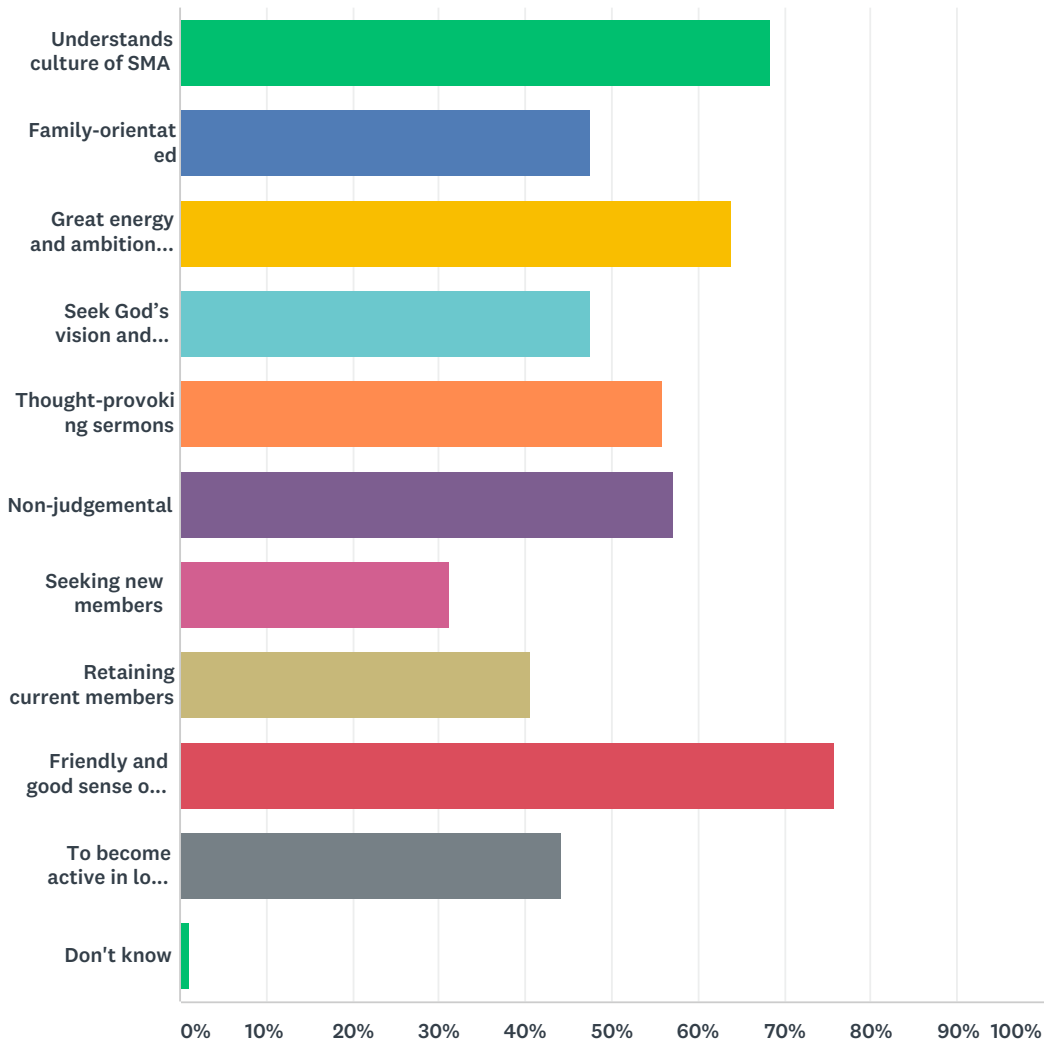
Answered: 179 Skipped: 16



ANSWER CHOICES	RESPONSES	
Extremely important	15.08%	27
Very important	25.70%	46
Somewhat important	35.20%	63
Not so important	16.20%	29
Not at all important	7.82%	14
TOTAL		179

Q19 Thinking specifically about a new vicar, which, if any, do you think are the most important qualities for him/her to have? (Please choose up to five)

Answered: 177 Skipped: 18



ANSWER CHOICES	RESPONSES	
Understands culture of SMA	68.36%	121
Family-orientated	47.46%	84
Great energy and ambition for the church	63.84%	113
Seek God's vision and mission and committed to listening to the Holy Spirit	47.46%	84
Thought-provoking sermons	55.93%	99
Non-judgemental	57.06%	101
Seeking new members	31.07%	55
Retaining current members	40.68%	72
Friendly and good sense of humour	75.71%	134
To become active in local community	44.07%	78

Don't know

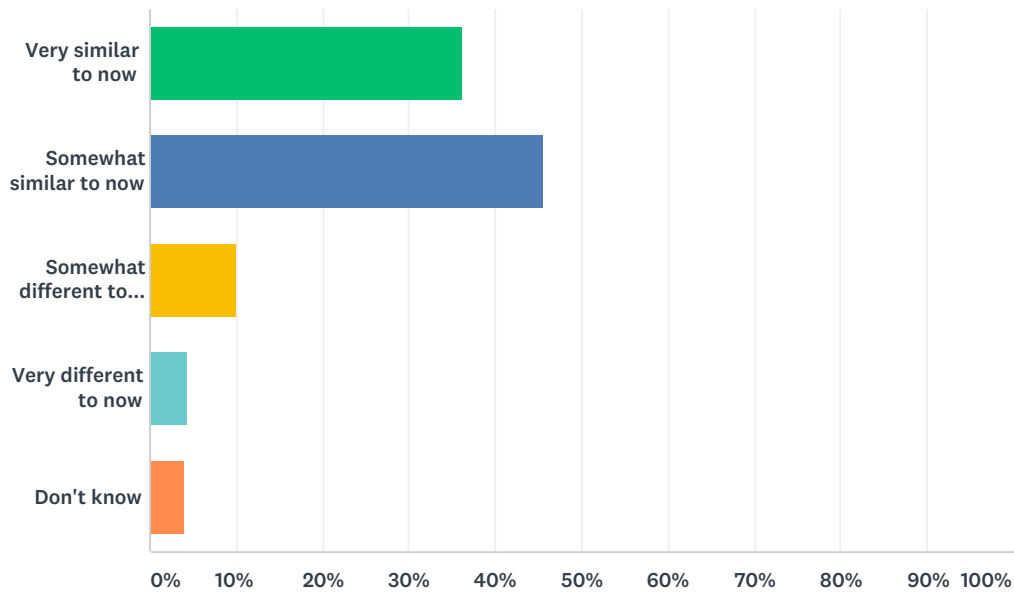
1.13%

2

Total Respondents: 177

Q20 Generally speaking, would you prefer the new vicar to lead SMA and its congregation in a similar way to currently, or different?

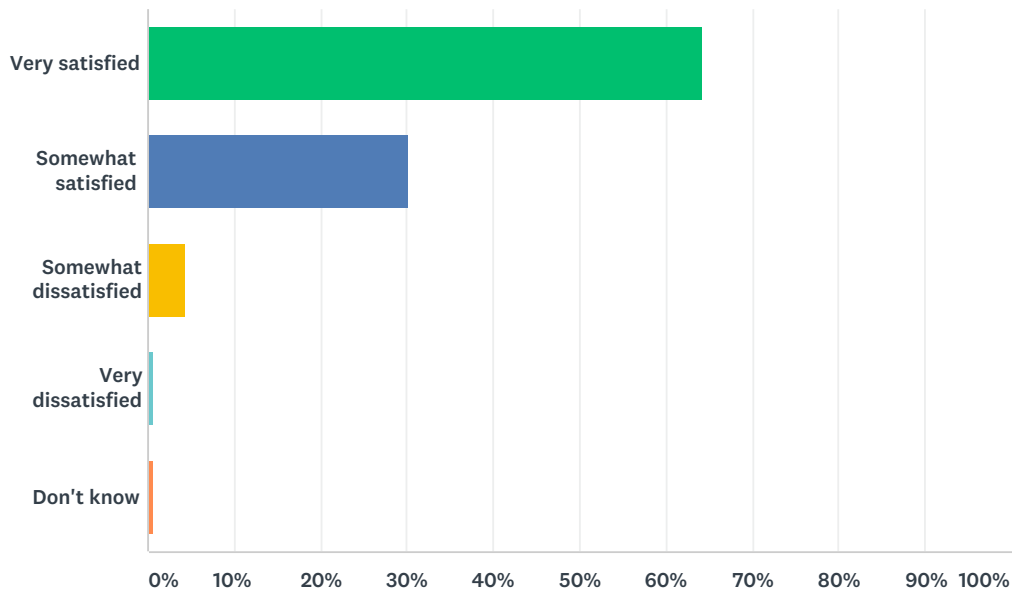
Answered: 180 Skipped: 15



ANSWER CHOICES	RESPONSES	
Very similar to now	36.11%	65
Somewhat similar to now	45.56%	82
Somewhat different to now	10.00%	18
Very different to now	4.44%	8
Don't know	3.89%	7
TOTAL		180

Q21 Generally speaking, how satisfied would you say you are with SMA?

Answered: 179 Skipped: 16



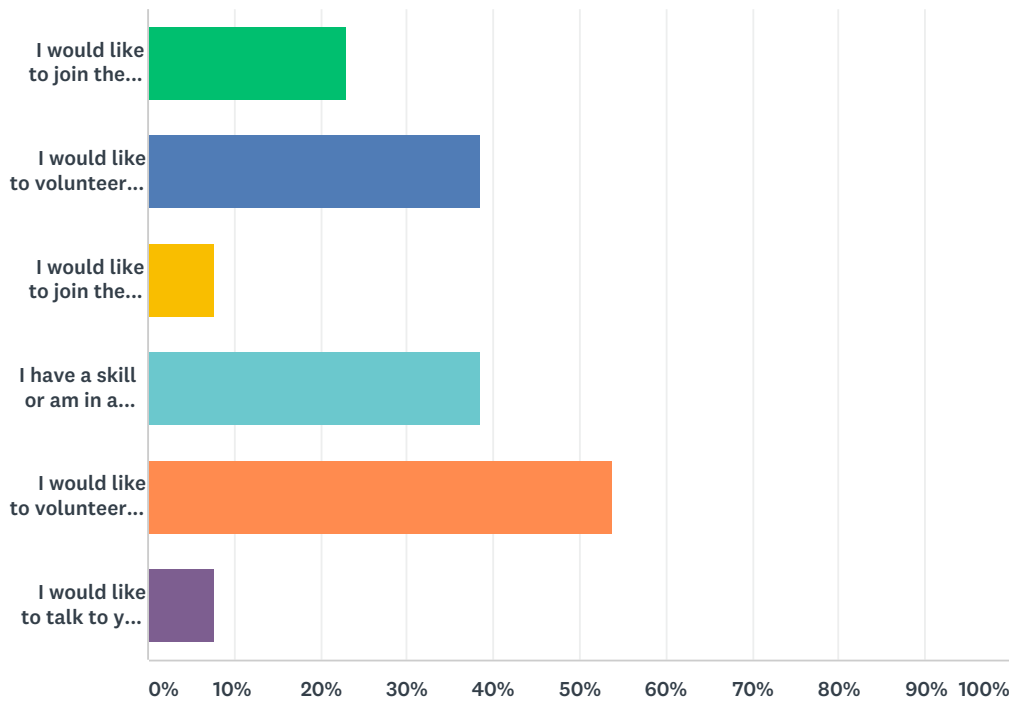
ANSWER CHOICES	RESPONSES	
Very satisfied	64.25%	115
Somewhat satisfied	30.17%	54
Somewhat dissatisfied	4.47%	8
Very dissatisfied	0.56%	1
Don't know	0.56%	1
TOTAL		179

Q22 Is there anything else you would like to add that hasn't been covered elsewhere?

Answered: 74 Skipped: 121

Q23 Lastly, please let us know if you would like us to get in touch with you about any of the following:

Answered: 13 Skipped: 182



ANSWER CHOICES	RESPONSES	
I would like to join the stewardship giving programme	23.08%	3
I would like to volunteer as a sidesman	38.46%	5
I would like to join the voluntary choir	7.69%	1
I have a skill or am in a profession that could be useful to SMA	38.46%	5
I would like to volunteer in some other capacity	53.85%	7
I would like to talk to you about something else	7.69%	1
Total Respondents: 13		